

1Q 2016 | STATE MIDDLE MARKET INDICATOR

TEXAS GROWTH



Revenue Growth vs. National

4.3%

TEXAS MIDDLE
MARKET GROWTH
OVER THE PAST 12
MONTHS

6.3%

Past 12 Months
National

3.1%

TEXAS MIDDLE
MARKET GROWTH
OVER THE NEXT 12
MONTHS

4.6%

Next 12 Months
National

Employment Growth

3.6%

TEXAS MIDDLE
MARKET GROWTH
OVER THE PAST 12
MONTHS

3.6%

Past 12 Months
National

5.6%

TEXAS MIDDLE
MARKET
GROWTH OVER
THE NEXT 12

2.7%

Next 12 Months
National

Texas companies confident in local economy



GLOBAL ECONOMY

53%



NATIONAL ECONOMY

63%



LOCAL ECONOMY

85%

VS. NATIONAL MIDDLE MARKET

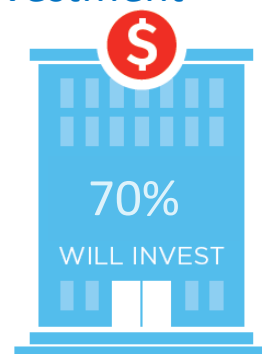
51%

73%

80%

Preparing for growth through capital investment

Middle market companies in Texas are sending a strong message that they are poised to invest.



IN COLLABORATION WITH

MEET TEXAS' MIGHTY MIDDLE MARKET

Texas' Middle Market Defined

ANNUAL REVENUE

\$10MM—\$1B



CONSISTING OF

10,000

BUSINESSES



MORE THAN

\$505B

IN ANNUAL REVENUE



REPRESENTS

0.7%

OF ALL TEXAS
COMPANIES



GENERATES

17%

OF ALL TEXAS
BUSINESS REVENUE



EMPLOYS

32%

OF THE TEXAS
WORKFORCE



Diverse



CONSTRUCTION

12.0%



RETAIL TRADE

9.1%



WHOLESALE TRADE

13.1%



FINANCE & INSURANCE

6.0%



PROFESSIONAL
SERVICES

8.1%



MANUFACTURING

14.0%



MINING

4.1%



HEALTHCARE

6.8%



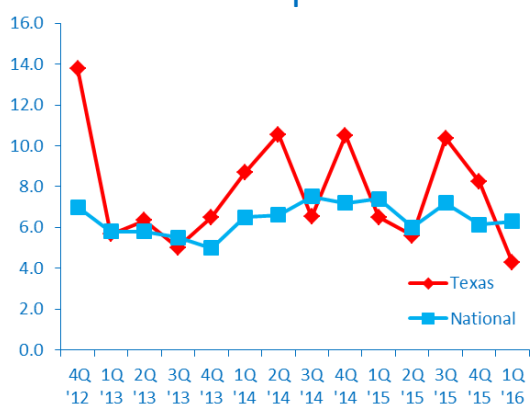
TRANSPORTATION &
WAREHOUSING

3.6%

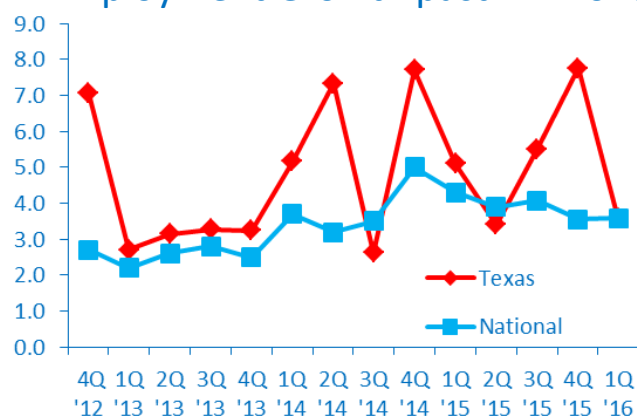
1Q 2016 | STATE MIDDLE MARKET INDICATOR

TEXAS GROWTH VS. NATIONAL

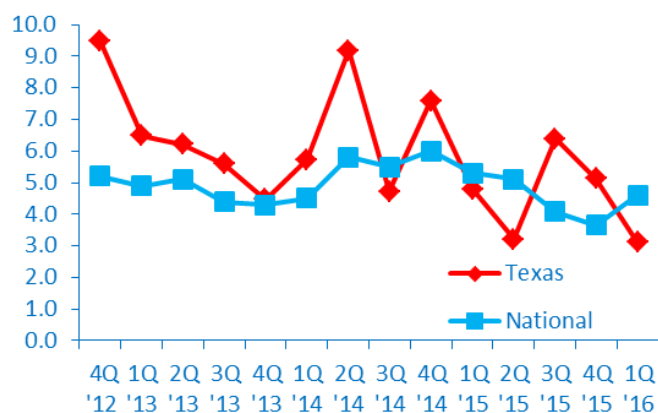
Revenue Growth past 12 months



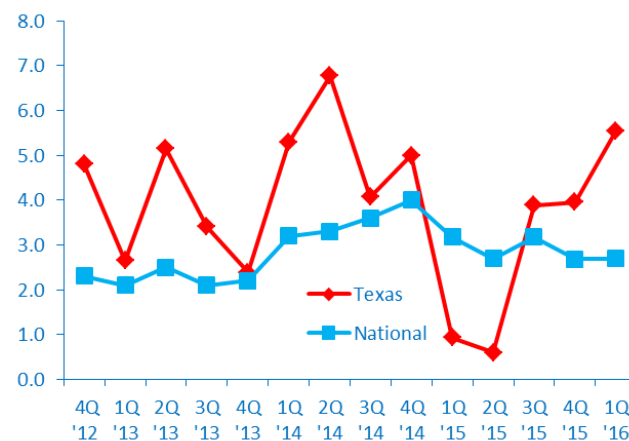
Employment Growth past 12 months



Revenue Growth next 12 months



Employment Growth next 12 months



IN COLLABORATION WITH